

Review and Submit Your Profile

After you finish entering all organization and production facility information, you must submit your organization profile for Kroger review and approval.

1. Login to <https://partnerpass.krogerapps.com/>

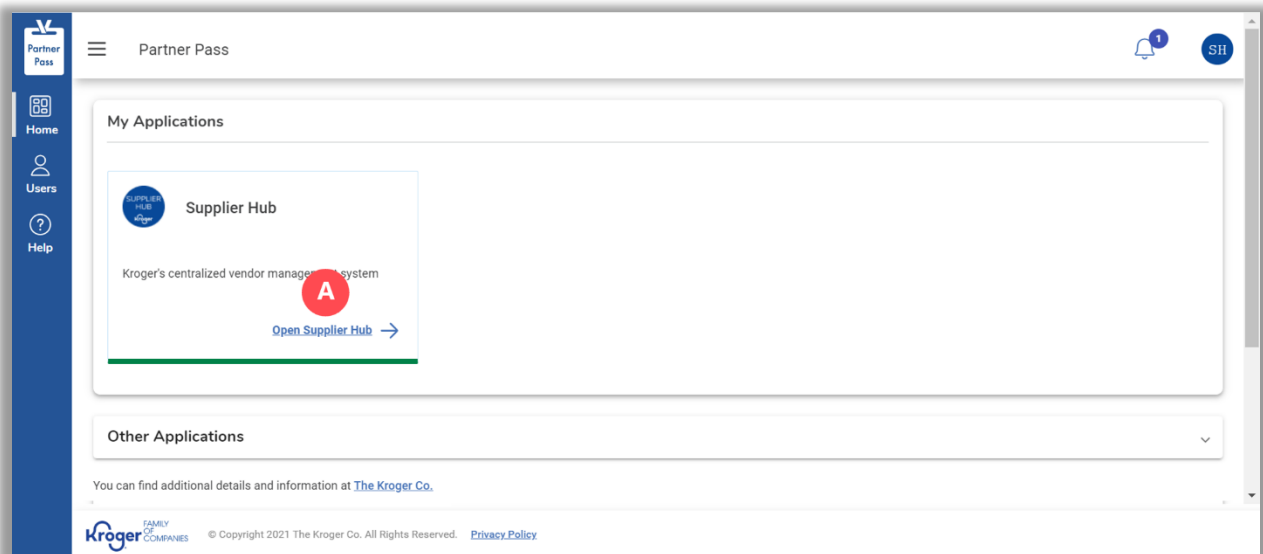
Note: Partner Pass is a secure single sign-on dashboard that allows you to access multiple Kroger applications with one ID and password.

Partner Pass works with the Okta Verify app to allow you to verify your identity and make it less likely that someone pretending to be you can gain access to your account.

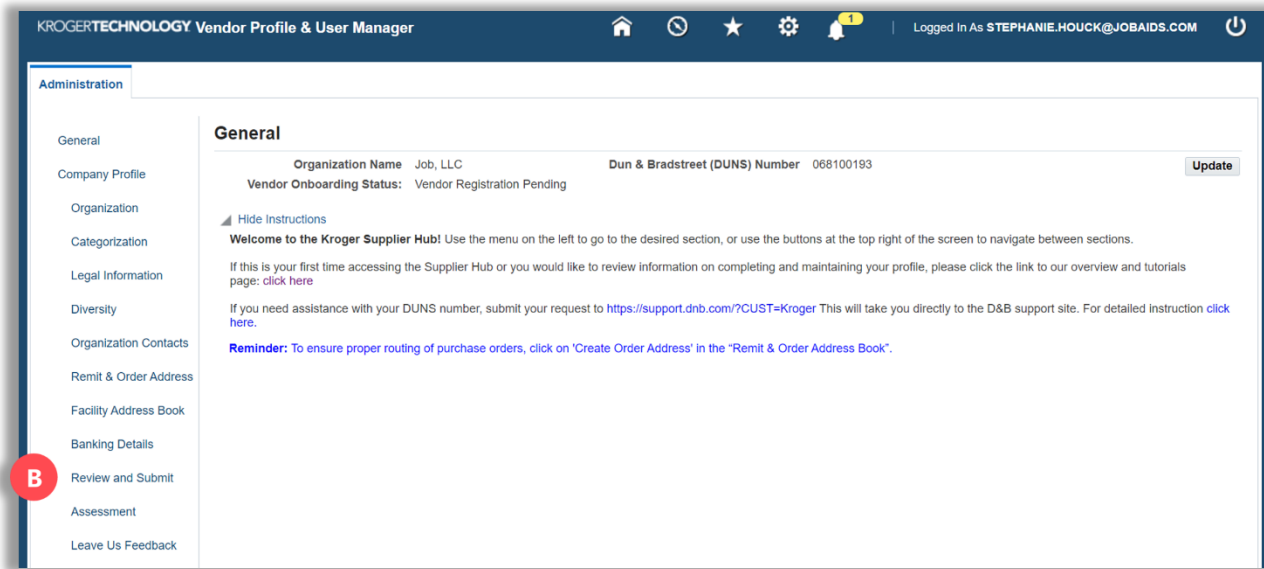
For additional information, please see:

- [Partner Pass information page](#)
- [Partner Pass support page](#)

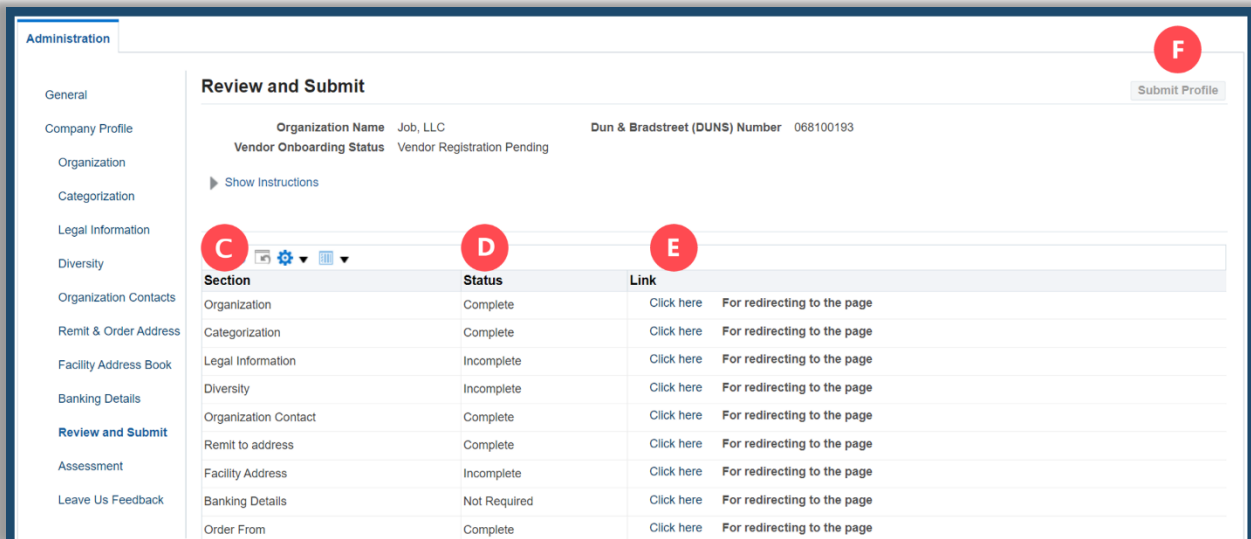
2. On the Supplier Hub tile, click **Open Supplier Hub (A)**.



3. Click **Review and Submit** (B).



- 4. The Review and Submit page displays each **section** (C) of your company profile and its **status** (D).
- 5. If any section has a status of incomplete, click the **Click here** (E) link to go directly to the page and complete it.
- 6. When all sections have a status of "Complete," click **Submit Profile** (F).



! Vendors who provide food or non-food products to Kroger must add the production facilities from which they supply products to Kroger to the Facility Address Book.