

Update Social Compliance

Login

1. Login to <https://partnerpass.krogerapps.com/>

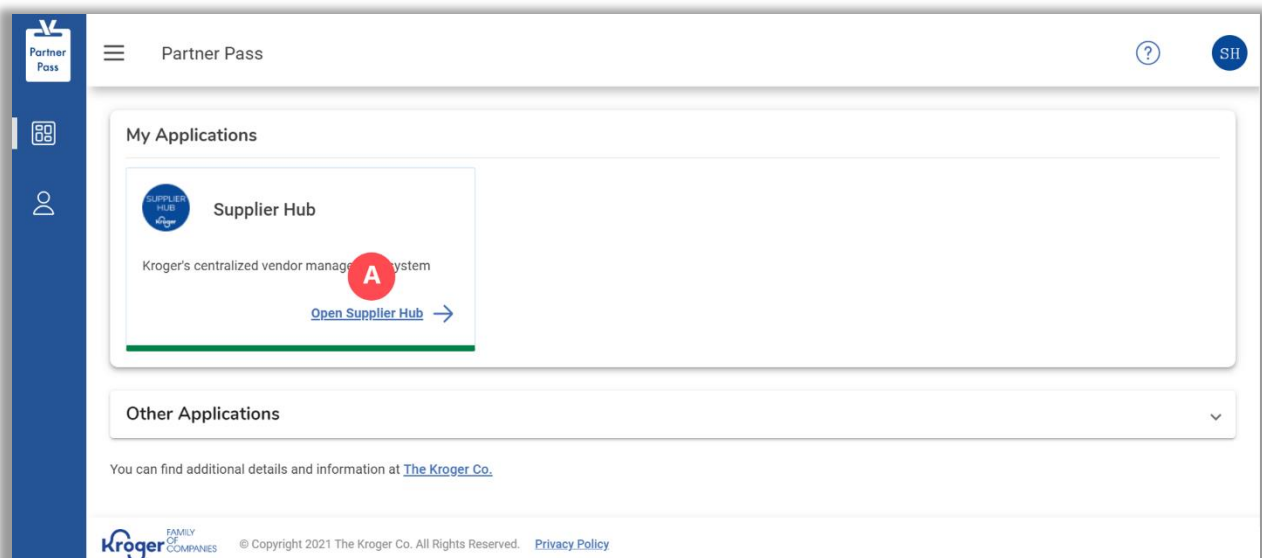
Note: Partner Pass is a secure single sign-on dashboard that allows you to access multiple Kroger applications with one ID and password.

Partner Pass works with the Okta Verify app to allow you to verify your identity and make it less likely that someone pretending to be you can gain access to your account.

For additional information, please see:

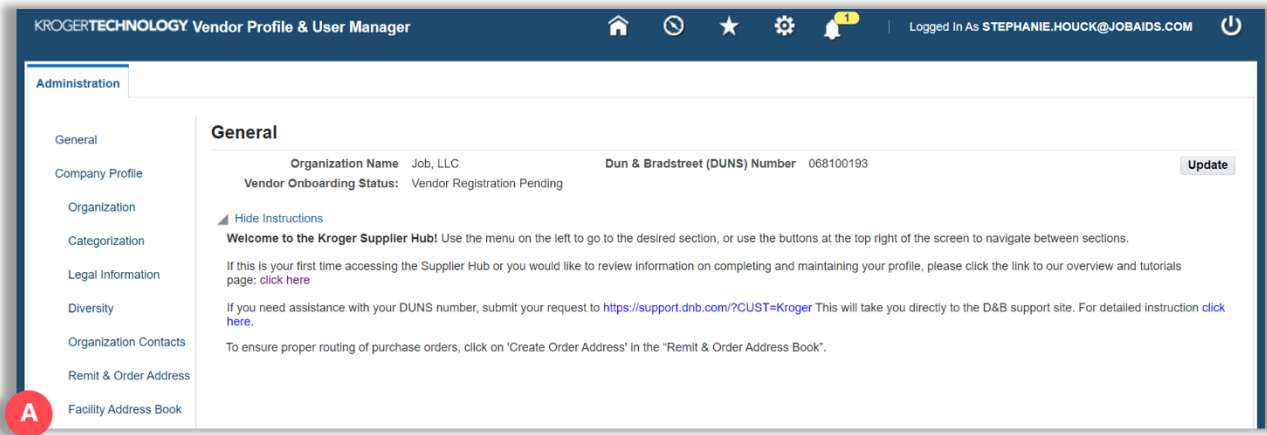
- [Partner Pass information page](#)
- [Partner Pass support page](#)

2. On the Supplier Hub tile, click **Open Supplier Hub (A)**.

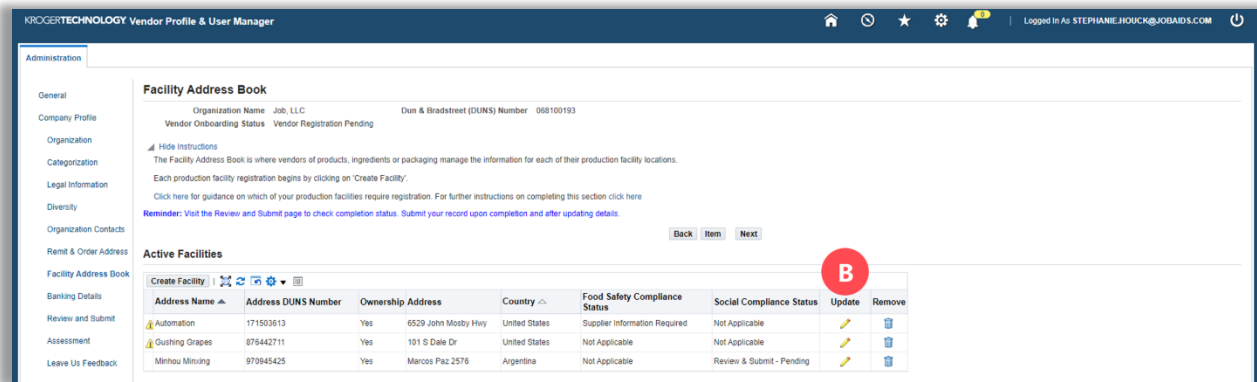


Facility Address Book Screen

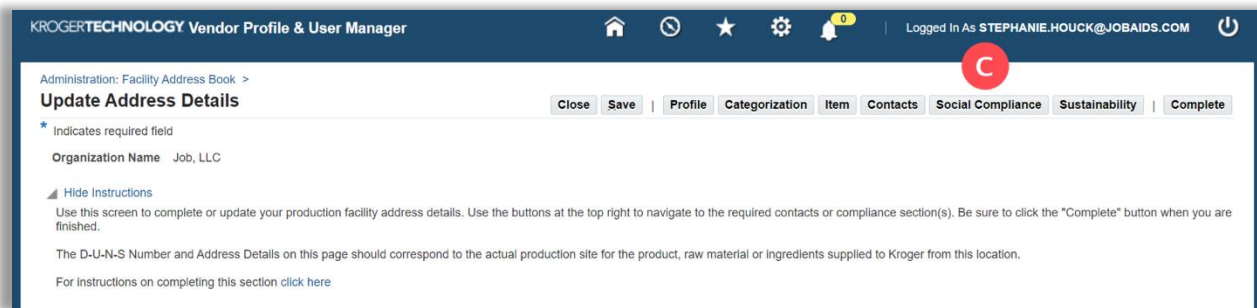
3. Click **Facility Address Book (A)**.



4. Click the **pencil (B)** to update the desired facility.



5. Click **Social Compliance (C)**.



6. If necessary, update the **Previous Audit History question (D)** and the **C-TPAT Status question (E)**.

Note: If you select "yes," additional questions need to be answered.

7. If necessary, update the **Facility Assessment Contact section (F)** and the **Facility Information section (G)**.

Note: Provide an estimate of the number of workers at the facility site.

8. Click **Save (H)**.

9. Click **Next (I)**.

Social Compliance Status

Compliance Status	Supplier Information Required ↗	Assessment Type
Assessment Result		Future Assessment Window
Assessment Completed Date		

Previous Audit History

The following questions are only used to inform the type of assessment your facility may receive. Responses to these questions do not fulfill any Kroger requirements.

D * Can you provide an audit report that meets the following criteria?

1. You can provide PDF documentation of the complete audit report, along with any supporting files that show evidence of corrective action, if applicable.
2. The audit was conducted within the past 9 months at the facility address displayed at the top of this webpage.

Yes
 No

C-TPAT Status

E * Does this facility have a Customs-Trade Partnership Against Terrorism (C-TPAT) Audit Report?

Yes
 No

Facility Assessment Contact

The assessment process requires a contact that will facilitate the completion of the assessment and coordinate payment. Please review your facility contacts and select one below. **Please note:** Facilities that deny access to an auditor or miss their audit window will NOT be reimbursed.

F * Select the facility assessment contact. ↗

Facility Information

G * Number of Workers at Facility Site

Number of Buildings at Facility Site

Li & Fung Factory Code (if applicable)

Product Type

H **I**

Home Save Next

Note: Changes have been saved successfully.

10. Click **Home (J)**.

